

### Elcometer 138 Bresle Salt Kit

It is essential that the level of contaminants on a surface is measured prior to application of the coating to ensure the quality of the coating and that its optimum lifetime is achieved.

If the coating is applied to a contaminated surface, which is not properly prepared, it could fail prematurely resulting in costly re-coating and high maintenance costs.

The Elcometer 138 Bresle Kits include the Elcometer 138 Bresle Salt Meter. This lightweight, portable meter measures the conductivity of the test sample using a single drop, then automatically converts this to show the density of salts, negating the need for the user to do a manual calculation when working in accordance with ISO 8502-6 or ISO 8502-9.



**E138-1C** - Elcometer 138 Bresle Salt Kit featuring the NEW Elcometer 135C Bresle Test Patches



**E138-1** - Elcometer 138 Bresle Salt Kit with the ORIGINAL Elcometer 135B Bresle Test Patches

**STANDARDS:**

AS 3894.6-A, IMO MSC.215 (82), IMO MSC.244 (83), ISO 8502-6, ISO 8502-9, SSPC Guide 15, US Navy NSI 009-32, US Navy PPI 63101-000

#### Technical Specification

Part Number	Description	Certificate
<b>E138-1C</b>	Elcometer 138 Bresle Salt Kit with Elcometer 138 Bresle Salt Meter and Elcometer 135C Bresle Test Patches	•
<b>E138-1C-CM</b>	Elcometer 138 Bresle Salt Kit with Elcometer 138 Conductivity Meter and Elcometer 135C Bresle Test Patches	•
<b>E138-1</b>	Elcometer 138 Bresle Salt Kit with Elcometer 138 Bresle Salt Meter and Elcometer 135B Bresle Patches	
<b>E138-1-CM</b>	Elcometer 138 Bresle Salt Kit with Elcometer 138 Conductivity Meter and Elcometer 135B Bresle Patches	
Measurement Range	E138-1, E138-1C: ISO Mode: 0 - 2399µg/cm <sup>2</sup> IMO Mode : 0 - 2199µg/cm <sup>2</sup> E138-1-CM, E138-1C-CM: 0 - 19.99mS/cm	
Accuracy*	±2% full scale (for each range)	
Dimensions	393 x 331 x 95mm (15.5 x 13 x 3.7")	Weight 1.4kg (3lb 1oz)
Packing List	Box of 25 Elcometer 135C Bresle Test Patches (E138-1C) or Elcometer 135B Bresle Patches (E138-1), Elcometer 138 Bresle Salt Meter (E138-1C or E138-1) or Elcometer 138 Conductivity Meter (E138-1-CM or E138-1C-CM) & Sensor, 250ml (8.45fl oz) bottle of standard 84µS/cm calibration solution with certificate, 14ml (0.47fl oz) bottle of conditioning solution, 250ml (8.5fl oz) bottle of pure water, 3 x 5ml (0.17fl oz) syringes, 3 x blunt needles, 30ml (1fl oz) plastic beaker, 2 x CR2032 batteries (supplied fitted to the Elcometer 138), transit case and user guide	

• Certificate of Cleanliness & Test Area available at [www.elcometer.com/cert](http://www.elcometer.com/cert)

\* See Elcometer 138 Bresle Salt Meter for full specification  
\* See Elcometer 138 Conductivity Meter for full specification

## Elcometer 138 Bresle Salt Kit

### Accessories

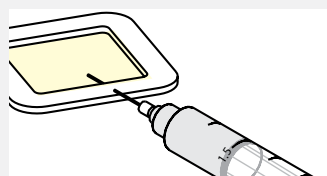
E135----C25	Elcometer 135C Bresle Test Patch (Box of 25)
E135----C100	Elcometer 135C Bresle Test Patch (Box of 100)
E135----B	Bresle Patches (Box of 25)
T13830629-1	Standard 84 $\mu$ S/cm Calibration Solution, 250ml (8.45fl oz) Bottle
T13830629-2	Standard 1413 $\mu$ S/cm Calibration Solution, 250ml (8.45fl oz) Bottle
T13827352-1	Standard 447 $\mu$ S/cm (0.447 mS/cm) Calibration Solution – 4 x 20ml (0.74fl oz) Single Use Pouches
T13827352-2	Standard 1413 $\mu$ S/cm (1.413 mS/cm) Calibration Solution – 4 x 20ml (0.74fl oz) Single Use Pouches
T13827352-3	Standard 15000 $\mu$ S/cm (15 mS/cm) Calibration Solution – 4 x 20ml (0.74fl oz) Single Use Pouches
T13827259	Pure Water 250ml (8.5fl oz) Bottle
T13818517	3 x 5ml (0.17fl oz) Syringes
T13818518	3 x Needles
T13818519	Plastic Beaker 30ml (1fl oz)
E138-BSM	Elcometer 138 Bresle Salt Meter
E138-CM	Elcometer 138 Conductivity Meter
T13823928	Replacement Sensor for Bresle Salt Meter and Conductivity Meter

### Measuring salt contamination using the Bresle method in accordance with ISO 8502-6/ISO 8502-9



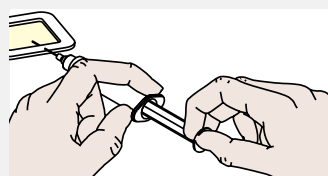
Remove protective backing and foam centre from the patch.

Apply the patch to surface and press firmly around perimeter to achieve a complete seal - ensuring that a minimum amount of air is trapped within the test compartment.

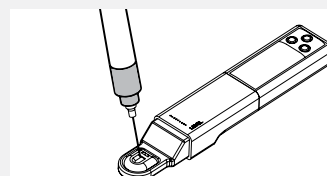


Fill the syringe with 3.0ml of pure water. Insert the syringe into the patch through its foam perimeter, at a 30° angle, so that it passes through the foam into the test compartment.

Inject the water into the test compartment. If necessary remove the remaining air within the compartment.



During an agreed period of time, without removing the needle - withdraw and re-inject the solution back into the patch, at least four times.



At the end of the period extract as much solution as possible.

Remove the syringe from the patch and measure the conductivity of the solution using a suitable Conductivity Meter such as the Elcometer 138.